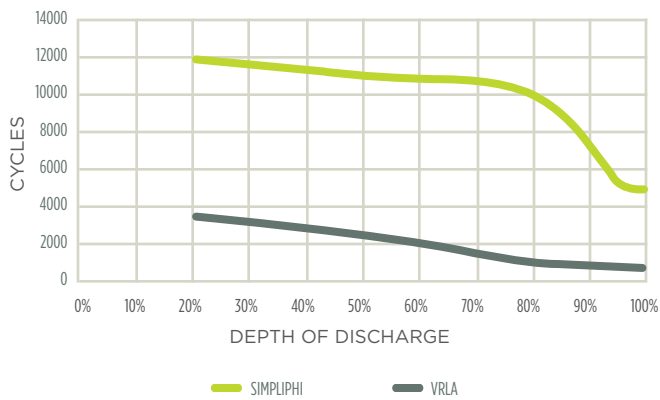


SIMPLIPHI VS. VRLA COMPARATIVE ANALYSIS

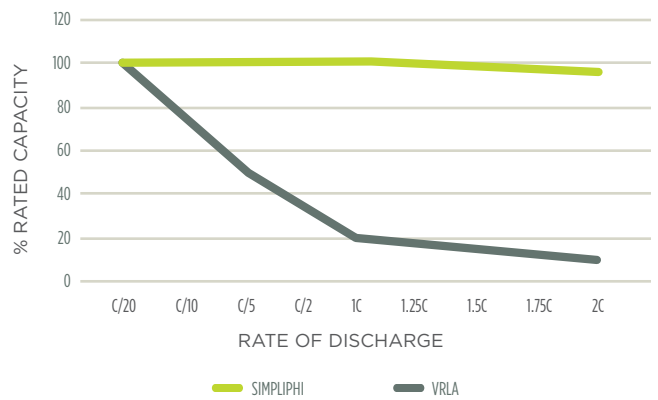
The data below shows the superior performance of SimpliPhi batteries compared to conventional sealed lead acid (VRLA) batteries. SimpliPhi battery performance is shown at nominal charge and discharge rates, however the batteries can support much higher peak currents for a short duration. Maximum cycle life is calculated at continuous C/2 discharge unless otherwise noted in the product specification sheet.

CYCLE LIFE V. DEPTH OF DISCHARGE



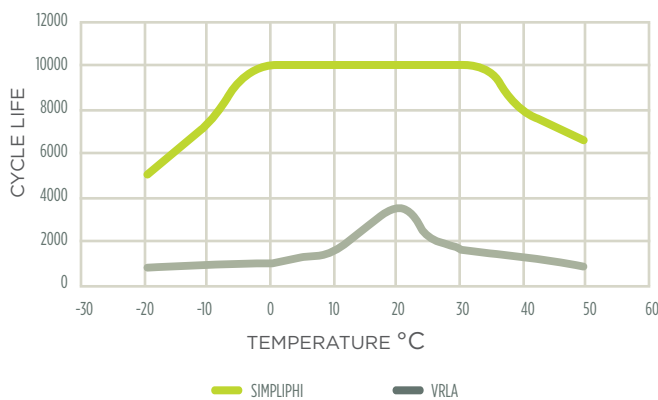
Consistently far superior cycle life at all depths of discharge

AVAILABLE CAPACITY V. CURRENT



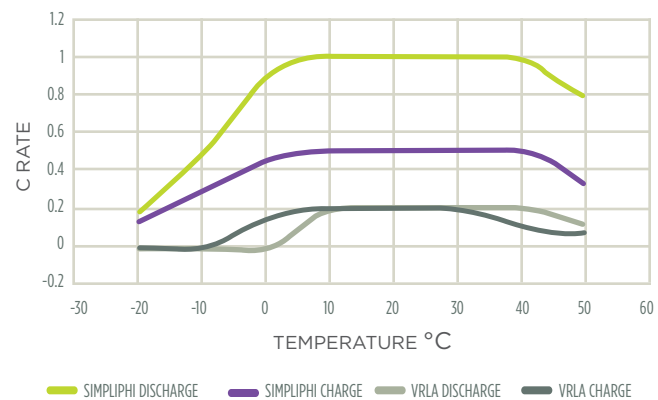
No significant loss of capacity up to 1C

TEMPERATURE V. CYCLE LIFE



No significant loss of cycle life across broader temperature range

CONTINUOUS CHARGE & DISCHARGE RATE V. TEMPERATURE



No performance loss from 0 to 40 degrees

Power. On Your Terms.™



420 Bryant Circle | Ojai, CA 93023, USA | +1 (805) 640-6700 | SimpliPhiPower.com